



CWSF
COUNCIL OF WESTERN
STATE FORESTERS

WESTERN STATE FORESTRY AGENCIES Good Neighbor Authority Activities and Accomplishments

November 2024

CO | Photo: Bill Wolf

BACKGROUND

The Good Neighbor Authority (GNA) is a critical cross-boundary tool for improving forest conditions and increasing the pace and scale of restoration treatments across landscapes. The Authority allows the USDA Forest Service (Forest Service), the Bureau of Land Management (BLM), the U.S. Fish and Wildlife Service (USFWS), and the National Parks Service (NPS) to enter into agreements with states, counties, and tribes to conduct authorized restoration services on federal lands.

The Council of Western State Foresters (CWSF), representing State Foresters across the 23 western states and U.S.-Affiliated Pacific Islands, has supported GNA since its beginning as a pilot and, later, its permanent expansion in the 2014 Farm Bill¹. Amendments to the Authority, including road reconstruction, repair, and restoration fixes for National Forest System (NFS)² and BLM roads³, and the authority for states to retain GNA timber sale revenues for reinvestment in additional restoration services⁴, have further benefited GNA's success. Western state forestry agencies additionally look forward to exploring GNA activities with their NPS and the USFWS partners following the expansion of GNA in the Consolidated Appropriations Act of 2024⁵.

States are essential partners in implementing GNA, and state forestry agencies have embraced opportunities to use the Authority in coordination with their Forest Service and BLM partners. Sixteen of the 23 CWSF member states have either or both Forest Service and BLM-managed lands to implement GNA. With the recent expansion of the Authority to NPS and USFWS, now 20 of the 23 CWSF member states and U.S.-Affiliated Pacific Islands may enter into GNA agreements. Recognizing the opportunities for GNA implementation in the West, CWSF established a committee comprising state forestry agency GNA staff to provide a platform for peer learning and exchanging information, resource materials, and ideas.

16 of 23 western states have either or both Forest Service and BLM-managed lands to implement GNA.

This document is a combined effort of the GNA Committee and CWSF staff to capture and share GNA activities and accomplishments across western state forestry agencies. Thirteen western state forestry agencies responded to a CWSF GNA data sensing. This document synthesizes the information gathered from those 13 western state forestry agencies and is intended to provide a snapshot of their collective GNA accomplishments from the time each state forestry agency began using the Authority to the close of the state fiscal year (FY) 2024 (June 30, 2024).

1 Agricultural Act of 2014, [P.L. 113-79, sec. 8206](#)

2 Consolidated Appropriations Act of 2018, [P.L. 115-141](#)

3 Consolidated Appropriations Act of 2023, [P.L. 117-328](#)

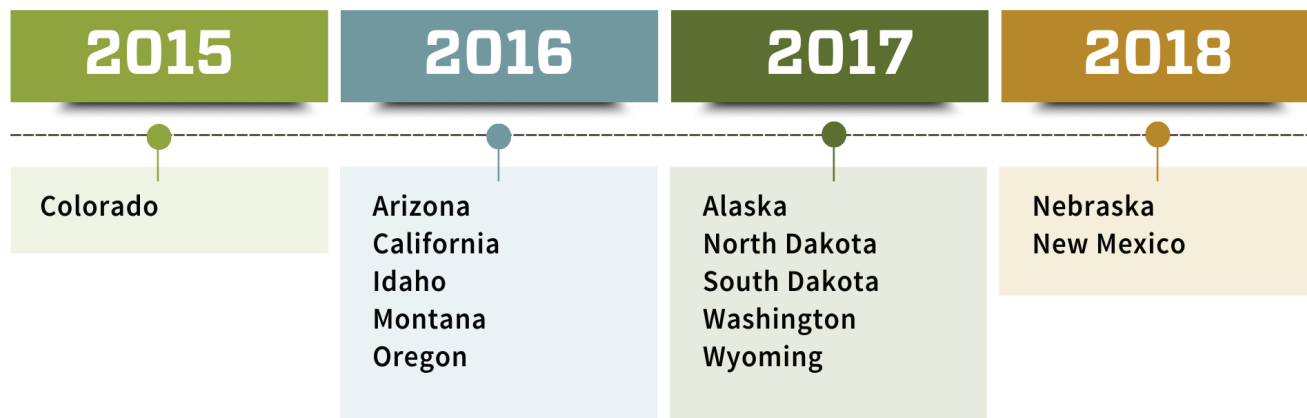
4 Agriculture Improvement Act of 2018 [P.L. 115-334](#)

5 Consolidated Appropriations Act of 2024, [P.L. 118-42](#)

GNA AGREEMENTS

Western state forestry agencies began utilizing GNA quickly following its permanent enactment in the 2014 Farm Bill (Graphic 1). The Colorado State Forest Service began GNA work under the permanent authority in 2015⁶, followed by the Arizona Department of Forestry and Fire Management (AZ DFFM), the California Department of Forestry and Fire Protection (CAL FIRE), the Idaho Department of Lands (IDL), the Montana Department of Natural Resources and Conservation (MT DNRC), and the Oregon Department of Forestry (ODF) in 2016. From 2017 – 2018, seven additional western state forestry agencies entered into GNA agreements.

GRAPHIC 1. When Western State Forestry Agencies Commenced GNA



At the time of this synthesis, the 13 state forestry agencies reported 170 active GNA agreements with the Forest Service and 49 expired or closed-out agreements (Table 2). This number includes Forest Service Master Agreements, Supplemental Project Agreements (SPAs), and Stand-alone Agreements. With the BLM, the 13 states reported 20 active agreements and nine expired or closed-out agreements. The agreements cover activities and projects on 71 of roughly 86 national forests and approximately 22 of 37 BLM districts across the 13 reporting states.

The Wyden Authority is referenced in 55 western state forestry agencies' GNA agreements. The Forest Service and the BLM have the authority under Wyden to complete restoration work on non-federal lands that benefit watersheds on public lands⁷. While revenues generated from timber sales conducted under a GNA agreement may not be utilized off federal lands as required by the 2018 Farm Bill⁸, appropriated federal dollars under a GNA agreement may be combined with the Wyden Authority to conduct eligible restoration services on neighboring state and private lands.



⁶ Colorado and Utah were authorized under various federal appropriations acts to pilot GNA prior to the permanent authority in the 2014 Farm Bill

⁷ Watershed Restoration and Enhancement Agreements ([P.L. 104-208, sec. 124](#), [P.L. 105-277, sec. 323](#), as amended in [P.L. 108-7, sec. 135](#), [P.L. 109-54, sec. 434](#), and [P.L. 111-11, sec. 3001](#))

⁸ Agriculture Improvement Act of 2018, [P.L. 115-334](#)

TABLE 2. State Forestry Agencies Active and Expired GNA Agreements with the Forest Service and BLM

State	Active Forest Service Master Agreements	Active Forest Service SPAs	Active Forest Service Stand-alone Agreements	Active BLM GNA Agreements	Expired/ Closed Out Forest Service GNA Agreements	Expired/ Closed out BLM Agreements
Alaska	1	2	0	1	0	0
Arizona	2	10	2	2	4	2
California	1	3	0	1	1	0
Colorado	2	23	2	3	7	1
Idaho	1	5	5	1	0	1
Montana	1	0	15	2	0	0
Nebraska	1	3	0	0	6	0
New Mexico	1	1	0	0	0	0
North Dakota	0	0	1	0	0	0
Oregon	2	38	0	5	9	3
South Dakota	2	1	0	0	2	1
Washington	2	22	0	2	2	0
Wyoming	2	19	0	3	18	1
Totals	18	127	25	20	49	9

GNA AUTHORIZED RESTORATION SERVICES ACCOMPLISHMENTS



Western state forestry agencies have completed numerous authorized restoration services under GNA agreements (Table 3). To date, the Authority has been most widely utilized by states for completing National Environmental Policy Act (NEPA) surveys, followed by project preparation fieldwork, timber sales, and non-commercial fuels and forest health work. Among other activities, state forestry agencies have also utilized the Authority for invasive weed control, road repair and decommissioning projects, aquatic organism passage, wildlife habitat improvement, aerial seeding, herbicide purchase, reforestation, and monitoring.

Eight western state forestry agencies have completed 291 timber sales across 97,885 acres under GNA agreements (Table 3 and Table 4). These timber sales have generated 842,459 MBF of timber (sawlog and pulp) and a combined net value of \$80,463,459. Four agencies, IDL, MT DNRC, and ODF, have used GNA to conduct comprehensive environmental analyses for 12 Categorical Exclusions and two Environmental Assessments encompassing 53,444 acres. AZ DFFM, IDL, MT DNRC, ODF, the Washington Department of Natural Resources (WA DNR), and the Wyoming State Forestry Division (WSFD) have used GNA to complete discrete NEPA surveys across 183,171 acres.

8 western states have completed **291 timber sales** across **97,885 acres** under GNA Agreements (Table 3 and 4)

**TABLE 3.** Western State Forestry Agencies GNA Restoration Services Accomplishments

State	Non-commercial Fuels & Forest Health (acres)	Invasive Weed Control (acres)	Road Repair and De-commissioning (miles)	Aquatic Organism Passage (Bridge and Culvert Repair) (number)	Wildlife Habitat Improvement (acres)	Discrete NEPA Surveys (acres)	Project Preparation Field-work (acres)	Timber Sales (acres)	NEPA (acres)	Other
Alaska	-	-	-	-	-	-	73	902	-	-
Arizona	7,316	47	17	131	3,082	841	52,090	13,745	-	-
California	2,500	-	-	-	-	-	-	-	-	-
Colorado	2,765	-	-	-	-	-	5,600	11,241	-	400 Tussock moth control (acres), 739 aerial seeding (acres)
Idaho	8,382	924	901	81	-	18,000	12,963	12,963	4,625	1,993 reforestation (acres)
Montana	827	494	23	8	-	9,626	2,157	19,571	150	28 berms, 59 barriers (number)
Nebraska	1,377	-	-	-	-	-	-	-	-	-
New Mexico	3,092	-	-	-	-	-	-	-	-	-
North Dakota	187	-	-	-	-	-	-	-	-	-
Oregon	20,232	475	93	-	255	72,195	25,904	22,840	37,214	1,333 monitoring (acres)
South Dakota	-	18	-	-	-	-	15,939	-	-	55 LiDAR plots (number)
Washington	15,262	77	345	59	361	81,127	10,860	9,606	-	1,319 planting (acres)
Wyoming	4,142	-	1	-	552	1,382	11,476	7,017	-	-
Totals	66,082	2,034	1,380	279	4,250	183,171	137,062	97,885		-

TABLE 4. Western State Forestry Agencies GNA Timber Sale Metrics

State	Number of Timber Sales Sold	Volume of Timber Sold (MBF)	Net Value of Timber Sales Sold
Alaska	2	35,465	\$345,766
Arizona	8	55,870	-\$7,562,845
Colorado	68	200,600	\$1,366,703
Idaho	51	161,776	\$25,365,890
Montana	56	111,822	\$13,986,025
Oregon	44	135,600	\$22,750,920
Washington	27	109,178	\$23,011,000
Wyoming	35	32,148	\$1,200,000
Totals	291	842,459	\$80,463,459

All 13 western state forestry agencies responded that their state agency staff conduct GNA activities and projects (Table 5). Nine states utilize private-sector contracts and/or other grants and agreements such as state agreements, county agreements, universities, etc., and seven utilize timber sale contracts.



TABLE 5. Who Completes GNA Activities?

State	State forestry employees	Private-sector service contracts	Other grants and agreements (state agreements, county agreements, universities, etc.)	Timber sale contracts
Alaska	x			
Arizona	x	x	x	x
California	x	x	x	
Colorado	x	x	x	x
Idaho	x	x	x	x
Montana	x	x	x	x
Nebraska	x			
New Mexico	x	x		
North Dakota	x		x	
Oregon	x	x	x	x
South Dakota	x		x	
Washington	x	x	x	x
Wyoming	x	x		x
Totals	13	9	9	7



NE | Photo: Fred McCartney

GNA STRUCTURES AND STAFFING

Across the West, state forestry agencies have taken various approaches to GNA organizational structures within their agencies and the number of staff contributing to GNA activities. When asked whether the state forestry agency considers GNA an established/dedicated program within the agency or a tool for implementation, most states responded that they have established GNA programs (Graphic 6). The number of staff with dedicated GNA responsibilities varies significantly by state forestry agency with a range of no permanent or seasonal (dedicated or non-dedicated) GNA staff at the Alaska Division of Forestry & Fire Protection, CAL FIRE, the Nebraska Forest Service, and the New Mexico Energy, Minerals and Natural Resources Department Forestry Division, up to 53 full-time equivalent (FTE) of permanent and seasonal staff at ODF (Chart 7).



WA | Photo: Justin Long

GRAPHIC 6. Is GNA a Tool or an Established Program within State Forestry Agencies

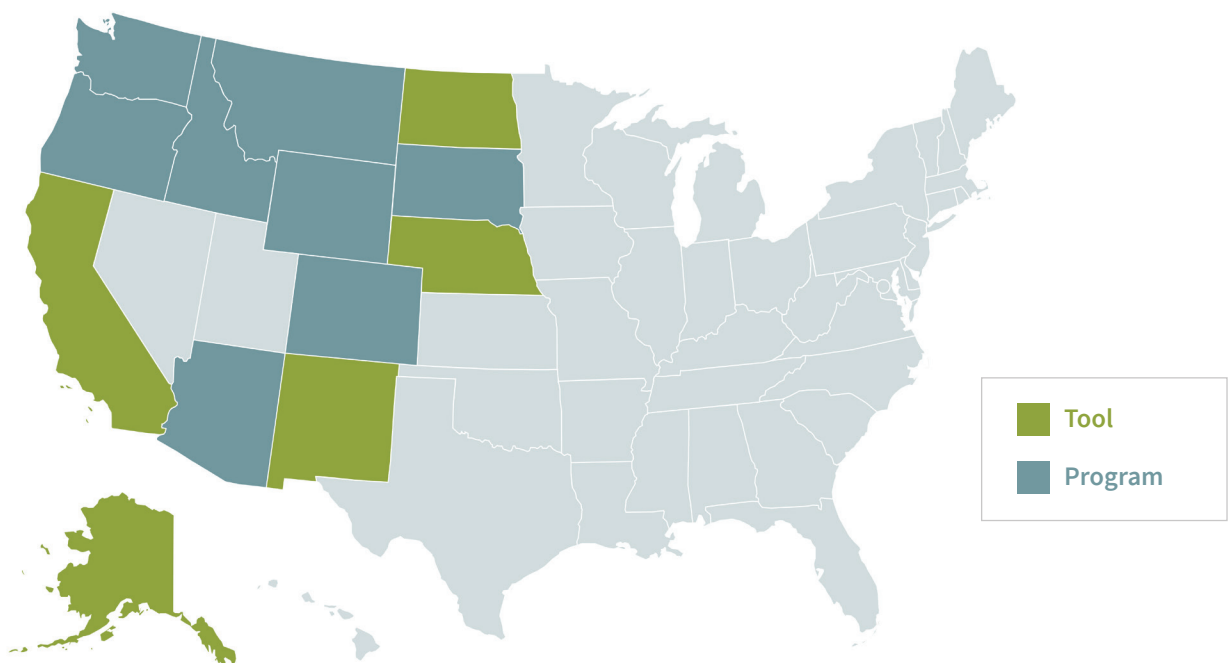
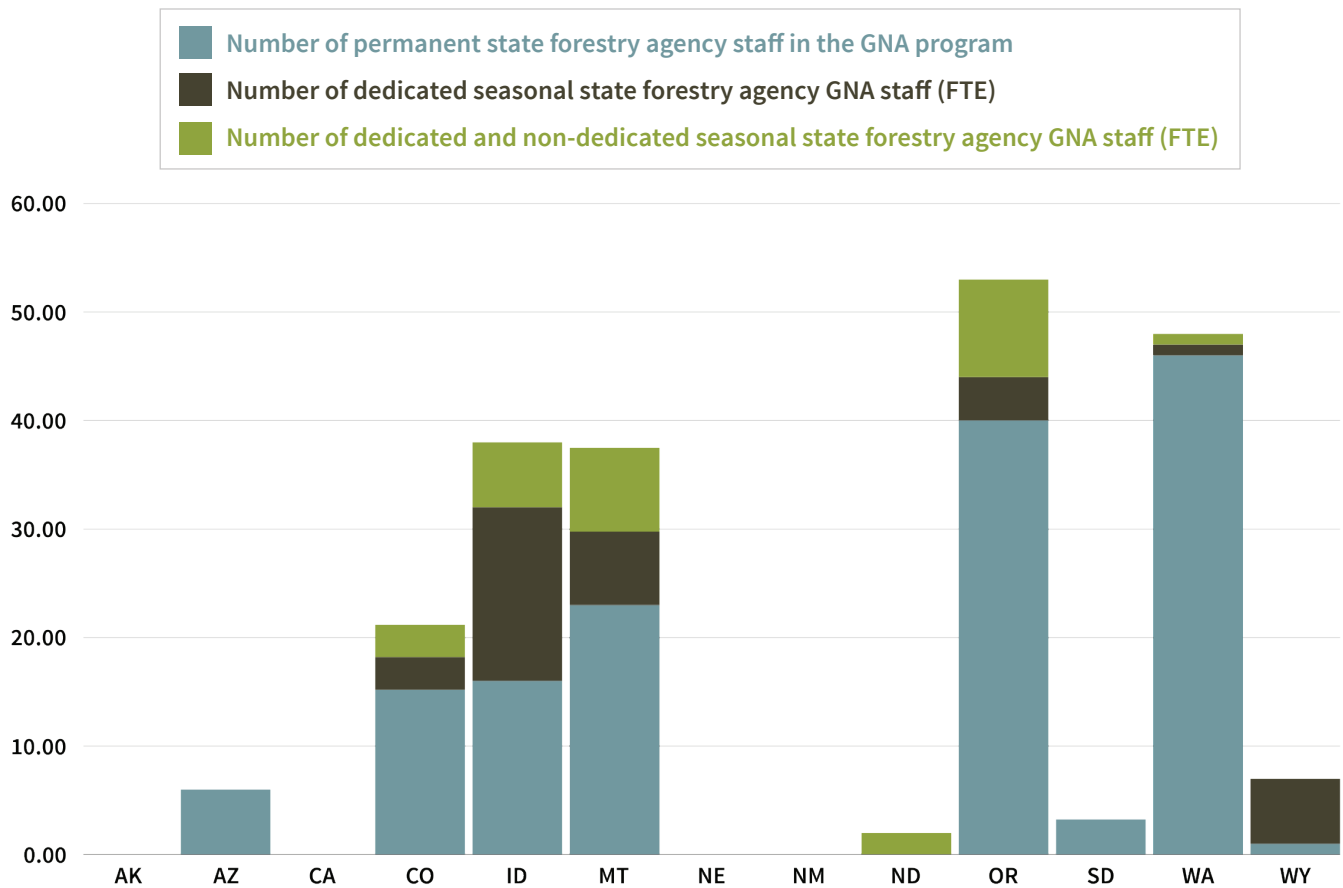


CHART 7. GNA Staffing Numbers in Western State Forestry Agencies



GNA FUNDING

Multiple sources provide funding for GNA activities and projects. Prior to the passage of the Bipartisan Infrastructure Law (BIL)⁹, there was no federal appropriation specifically for GNA work, and any Forest Service or BLM funds used for GNA came from existing budget line items (BLIs). While those federal funding mechanisms continue to exist, BIL appropriated \$200 million specifically for GNA agreements/projects for FY 2022 to 2026, \$160 million to the Forest Service, and \$40 million to BLM. Additionally, certain GNA activities may be funded through sources within the Inflation Reduction Act¹⁰ so long as the work meets the intent of the funding. State appropriations and third-party funds may also be used for GNA work. Finally, revenue generated from GNA timber sales is used to conduct additional authorized restoration services indicated within GNA agreements.



Since GNA's permanent authorization, the 13 western state forestry agencies have received \$155,680,117 in federal appropriations, and eight have received \$76,908,411 in state appropriations.

Of the total federal appropriation, \$45,200,793 has been awarded through BIL and \$15,423,975 through IRA funding (Table 9). Four state forestry agencies received third-party funding totaling \$26,300,928, and eight western states have generated \$64,781,480 in revenue from GNA timber sales to implement additional restoration services identified within GNA agreements.

⁹ Infrastructure Investment and Jobs Act, [P.L. 117-58](#)

¹⁰ Inflation Reduction Act of 2022, [P.L. 117-169](#)

CHART 8. Western State Forestry Agencies GNA Funding

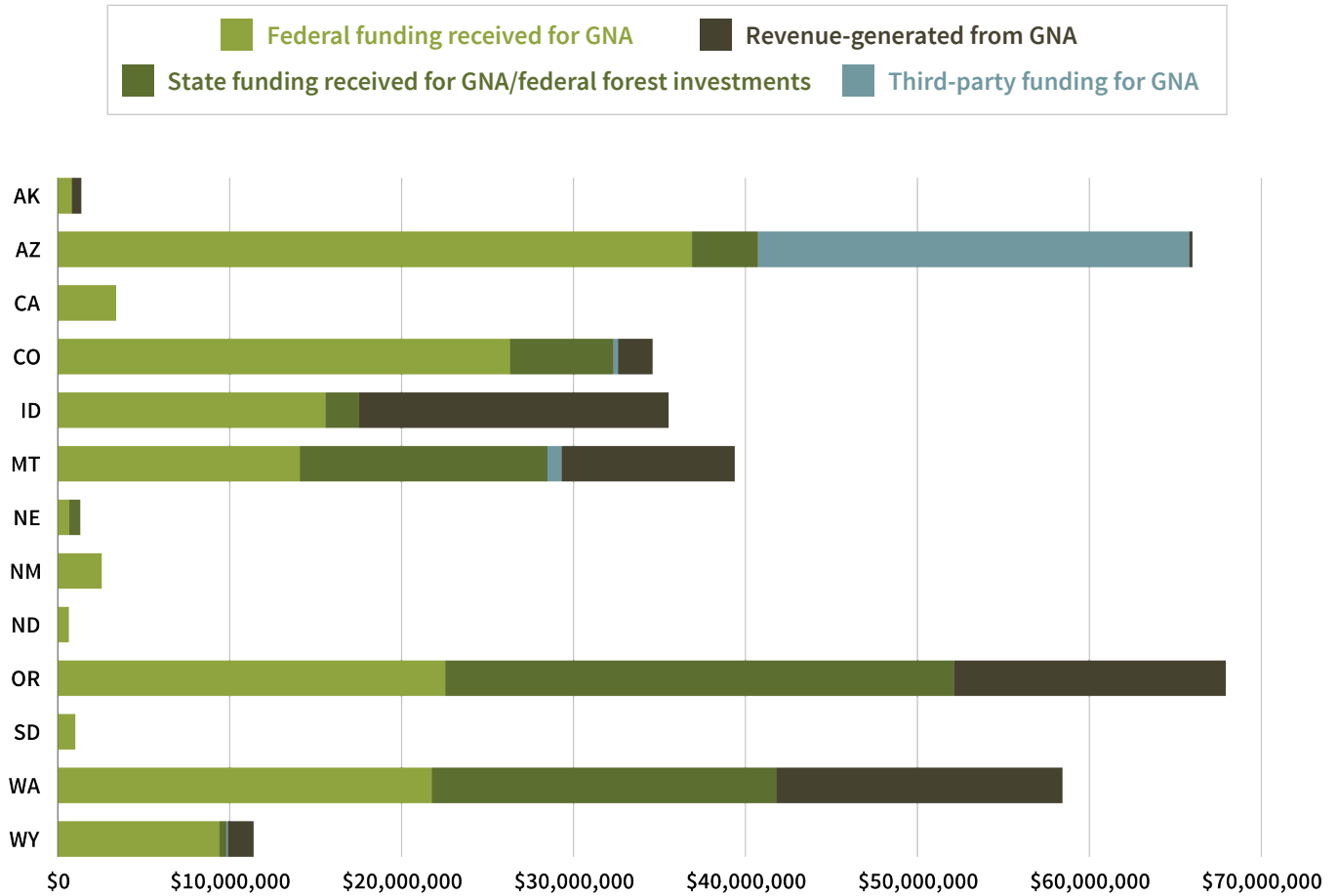


TABLE 9. GNA Funding Received from BIL and IRA


State	GNA funding from BIL	GNA funding from IRA
Alaska	\$0	\$0
Arizona	\$1,596,000	\$9,357,065
California	\$400,000	\$0
Colorado	\$11,230,579	\$0
Idaho	\$2,887,873	\$25,000
Montana	\$10,082,987	\$0
Nebraska	\$0	\$0
New Mexico	\$0	\$0
North Dakota	\$0	\$0
Oregon	\$5,012,649	\$3,331,910
South Dakota	\$477,905	\$0
Washington	\$13,112,800	\$2,480,000
Wyoming	\$400,000	\$230,000
Totals	\$45,200,793	\$15,423,975

CLOSING

GNA remains critically important for western state forestry agencies to improve restoration treatments across forested landscapes in coordination with their federal partners. As stated earlier in this synthesis, the majority of the 13 states reported having established GNA programs within their agencies with the intent to develop long-term planning for GNA. Further, state forestry agencies have invested significant resources, including time, staff, and funding, to maximize the application and benefits of the Authority. The numbers in this synthesis provide a snapshot of the significant accomplishments achieved in the approximate 10 years since GNA was permanently authorized and underline western state forestry agencies' strong support to continue GNA implementation for years to come.



Western state forestry agencies' staff will continue to utilize the CWSF GNA Committee platform to share information, lessons learned, and best practices regarding implementation. The committee anticipates refreshing this document annually with updated information.



CWSF STORYMAP

CWSF collects GNA stories, or spotlights, from western state forestry agencies to showcase GNA efforts and accomplishments.

A collection of spotlights can be found on the CWSF StoryMap featured below.

<https://arcg.is/WGOi>

LEARN MORE

To learn more about GNA in the West, visit www.thewflc.org/partnerships/gna-information-and-resources and www.westernforesters.org/committees/good-neighbor-authority-committee.

This report was produced by CWSF in cooperation with the CWSF GNA Committee, and was made possible through funding provided by the USDA Forest Service.